



CONSTRUCTION & CARE MANUAL

G+

PRECAUTION

● SAFETY INSTRUCTIONS

The product is a flammable liquid chemical which using petroleum distillate as a part of the raw material. Do not use it with other substances, and keep away from hot surfaces, heat, sparks, flames and other sources of ignition in handling. In addition, it may cause severe eye irritation and have sleepiness or dizziness and allergic skin reactions. Also, the intentional misuse through vapor inhalation can be fatal, so you should never try it.



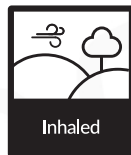
● FIRST AID :

If In Eyes : Immediately flush the eye with plenty of fresh water for at least 15 minutes and seek medical attention.

If On Skin : Wash the contaminated area off with water and soap.


If Swallowed : Do not induce vomiting and seek medical attention immediately.

If Inhaled : Breath in fresh air, and, if abnormal symptoms persist, seek medical attention.



● WARNING !

Keep it away from children and pets. Storage it indoor space of 60°F~90°F (15°C~32°C) without direct sunlight. Should never be frozen.

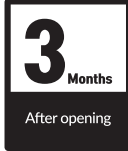




● SHELF LIFE

Please meet strict expiration dates to maximize product efficiency.

- 1 year in the original sealed packaging
- **3 months after opening**



CONSTRUCTION

● WORK ENVIRONMENT

Indoor space larger than 150 ~300 sq. ft.(5~10sq.m) depending on the product and spread method.

- A place with no direct sunlight and the internal temperature of about 77°F (25°C)
- A well-ventilated place
- A place without dust

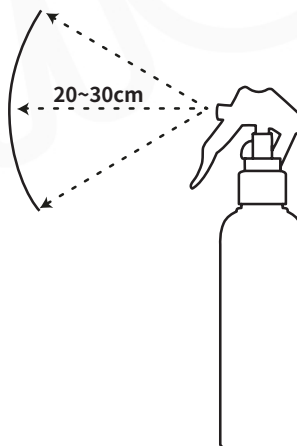
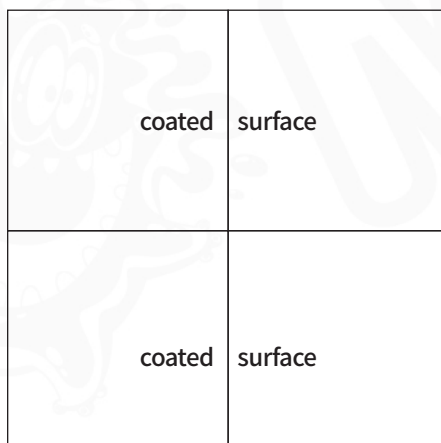
Be sure to wear protective equipment (protective goggles, protective gloves and a mask) in the above places.

● BEFORE SPREAD

- STEP.1** Clean the surface of the part for construction with a neutral detergent. (Comply with the temperature of water according to the work environment)
- STEP.2** Completely remove foreign substances not removed during the above process with a clay pad or bar, and dry it after performing Step1 again.
- STEP.3** Check there is no heat on the surface, and that it is completely dry.
- STEP.4** Use Bubble Monster 'Quick Surfer' Oil Degreasing Solution and a dry buffing towel to thoroughly remove oil, stains, and dust remaining on the surface. (If the towel is too wet, be sure to replace it with another one)
- STEP.5** Shake the product bottle containing the coating solution up and down several times.

● SPREAD

- STEP.6** spraying 3~4 times with a distance of 10" ~ 12" (20cm ~ 30cm) from the coated surface.





STEP.7

Completely remove the applied solution immediately ~ within up to 1 minute with a dry buffing towel with no lint.

STEP.8 Check the coated side for debris from various angles. If any debris is found, spray water on the location and gently wipe it off with a dry buffing towel.



STEP.9

Have a curing time without contacting liquid components for 30 minutes when dried under the IR lamp and **2 hours at 77°F /25°C (3 hours at 60°F /15°C) when dried naturally.**

STEP.10 Air bubble marks found after the work can be partially removed through Steps 6 ~ 9.

AFTER CARE

Bubble Monster is designed to form a new protective film on the factory clear coat to make it always look like new from various contaminants. To maximize the coating effect and make your investment last longer, here are some guidelines for management after coating.

● **AFTER COATING**



- Curing time may vary depending on environmental conditions such as humidity and temperature, and it usually **takes 1 day for final (overall) curing**. Therefore, avoid contact with all liquids (cause of stains) for 1 day after construction, and if unavoidably spread, wipe clean with a damp and soft microfiber cloth as soon as possible.
- For maintenance, be sure to use the management agent (Vitalizer) specified by Bubble Monster after 1 day.

● **PRECAUTIONS**

If contaminants that require the following precautions are left unattended, the persistence and effectiveness of the coating may be reduced, so wash and remove them as soon as possible. Be sure to contact the construction company without attempting to remove any fallouts or stains not removed after washing.

- **Caution Contaminants** : Iron, lime materials, paint splash, tar, insect carcasses, animal secretions, tree sap, yellow dust, acid rain, snow-covered road freeze prevention agent (calcium chloride), seawater on the coast(salt), etc.

● **WASHING (Car Wash)**

- Since the rough soap/brush used in automatic car wash or self-car wash may cause damage to the coating layer due to fine dust, hand car wash with a neutral detergent containing no wax is recommended.
- Washing a car on a windy day or in the hot sun may cause stains, friction, and scratches.



- Do not leave it unattended with tap water or ground water sprinkled, and wash off dirt or stains with water first and then wash with shampoo.
- Avoid using cleaning chemicals, compounds and others that contain abrasives.

YOUR CHOICE WILL INCREASE THE VALUE OF YOUR ASSETS

If you have any other questions please contact
www.bubble-monster.com

